



## Password Setup on First Login

**Kindly note, as a StorVault Reseller your StorVault Portal password is managed independent from the StorVault Backup Console sign in.**

Follow the below instructions to set your password:

### StorVault Portal






1. From the StorVault website (<https://www.storvault.co.za/>), select "Sign in"
2. You will be directed to the StorVault Portal
3. To set your password select the option "Forgot password?"
4. Enter your email address, and click "Reset Password"
5. You will receive an email with the password reset instructions.

### StorVault Backup Console

1. From the StorVault Backup Console – <https://access.storvault.co.za/adminconsole>
2. Enter your email address and select "Continue"
3. Select the option "Forgot password?"
4. Re-enter your email address and select "Reset"
5. You will receive an email with the password reset instructions.

### Password Requirements

The password must contain the following:

-  A lowercase character
-  An uppercase character
-  A number
-  A special character
-  8 characters

We believe that our customer portal will make your life easier. We hope you enjoy it!

If you need anything from us, remember that we're at your disposal.

Have a great day,

